

## We need your help to pick the best playground possible!

Matamata Piako District Council and Matamata Futures are designing a new playground for the Domain and we want to know which parts are your favourite. If you're interested in how we got to this point, or want to see the full concept plan, go to [mpdc.nz/matamataplayground](http://mpdc.nz/matamataplayground).

To show us what kind of playground you'd like, all you have to do is cut out the puzzle pieces on the next pages and arrange the ones you like onto the board. Then fill out your name, age, and anything else you'd like to see in the playground. Take a photo, scan the QR code, and submit the form; or you can drop it into one of our offices.

We will put all the results together and pass them on to our playground designer. This playground is for the community, so we want to make sure it's exactly what you want!



SCAN ME

---

### What to do:

1. Cut out all the playground equipment pictures on the next pages.
2. Arrange your favourite items on the blank board until you run out of space.
3. Fill out your details so we know who's giving us all the good ideas.
4. Take a photo of your board.
5. Scan the QR code.
6. Submit the online form, or drop your picture into one of our offices.

### Please note:

- These pictures are only examples and not the exact equipment that will be used.
- The size of each item is based on how much it will cost and not the physical size.
- The board represents the current budget from council, without any extra fundraising


---

### How you can support us:







To create a really special space for our community and take full advantage of this once-in-a-generation opportunity, our concept design will cost more than what Council has committed to the project. To get everything included and reach the higher target, Matamata Futures is going to be fundraising through grants and donations. If you want to donate please go to [matamatafutures.co.nz](http://matamatafutures.co.nz).

# CONCEPT - LANDSCAPE PLAN

## LEGEND

	Trees		Concrete steppers
	Garden / low planting		Concrete footpath
	Lawn		500mm wide concrete edge beam
	Rubber matting / softfall		Boulders
	Bark mulch / softfall		Log hopper ends
	Hoggin / limechip		Timber balance beams
	Picnic tables and chairs		Asphalt with colour imprint
	Bench seating		Concrete edge with raised seating
	Timber boardwalk		Fenced toddler area

## KEY


	01 Main entry		04 Half court
	02 Alternative entry from road		05 Pavilion and bbq
	03 Accessible toilet (future works)		06 Fence / wall (existing)

## PLAY EQUIPMENT

1. Tower	12. Crazy Daisy
2. Flying Fox	13. Jnr Play tower
3. Giant Eagles nest	14. Swings
4. Serious Swing	15. Basket Swing
5. Mini Tramps	16. Music
6. Mouse Wheel	17. Log Hoppers
7. Carousel	18. Balance Beams
8. Scooter Carousel	19. Balance Posts
9. Inclusive Twister	20. Boulders
10. See Saw	21. Mounded Play
11. Rocker	



Serious Air Swing



Music



Balance Beams



Rocker



Balance Posts



Basket Swing




Swings



Inclusive Twister



Mini Tramps



Mouse Wheel




Universal Carousel



Mounded Play

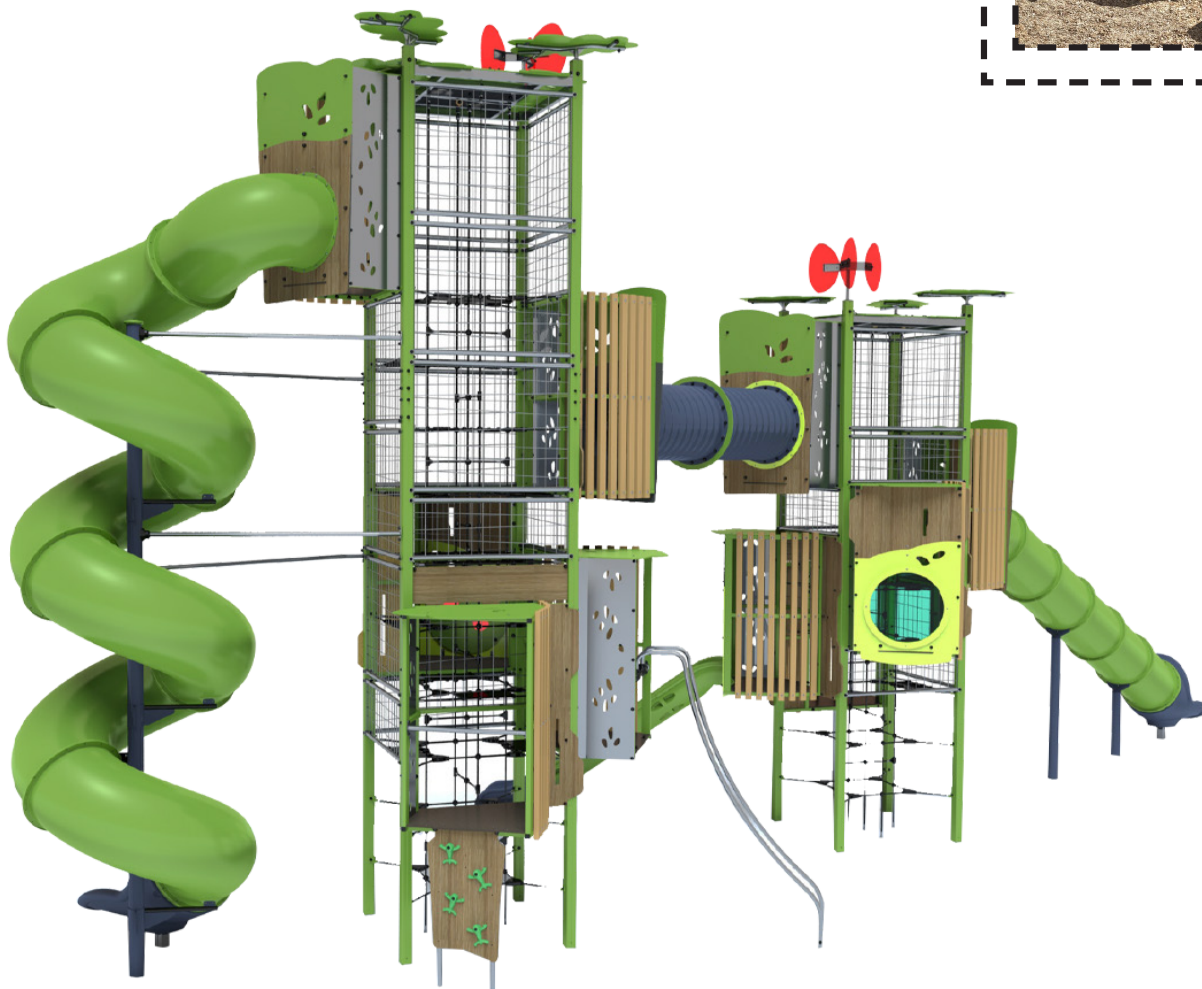


Flying Fox



Feature Tower

1



Boulders



Junior Play Tower



Giant Eagles Nest



13

Scooter  
Carousel



8

Log Hoppers



17

See Saw



10

Crazy Daisy



12




**BOARD**

Arrange the playground items here; they can go in any direction you like!

Name: \_\_\_\_\_

Age Range: 0-4yrs 5-10yrs 11-12yrs 13-18yrs 19+yrs

Is there anything you think we've missed in the playground? \_\_\_\_\_

Is there anything you think we've missed in the overall concept plan? \_\_\_\_\_

