
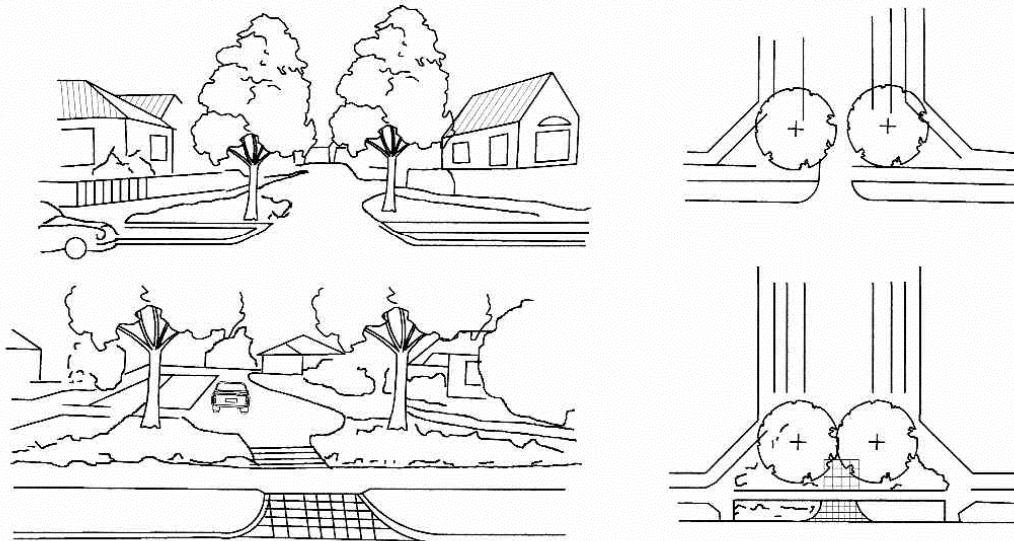


A. CARRIAGEWAY VARIATION - SPLITTER ISLAND
- for mild speed control




B. CARRIAGEWAY VARIATION - THRESHOLDS

- Narrowing the entrance to a street, incorporating planting for reinforcement signifies a more pedestrian-orientated environment. Introduction of paving materials or incorporation of footpaths to improve speed control further reinforces the 'traffic route' vs 'residential zone' distinction



C. CARRIAGEWAY VARIATION - CHANGE OF ALIGNMENT AT INTERSECTION
- for mild speed control



**MATAMATA-PIAKO
DISTRICT COUNCIL**

**PLANTING FOR
TRAFFIC CONTROL
DEVICES**

**DEVELOPMENT MANUAL
DG 704**